



ಬೃಹತ್ ಬೆಂಗಳೂರು ಮಹಾನಗರ ಪಾಲಿಕೆ  
Bruhat Bengaluru Mahanagara Palike



# BBMP COVID-19 WAR ROOM 24.06.2023

BBMP / COVID-19 WAR ROOM / BULLETIN – 1188/ 24.06.2023 / #BBMPfightsCOVID19



# OVERVIEW OF COVID-19 IN BENGALURU



## CASE TRENDS

ACTIVE CASES

14

Confirmed Cases

3

18,86,853<sup>#</sup>

Recovered Cases

1

18,69,838<sup>#</sup>

Death Cases

0

17,001<sup>#</sup>



## HOSPITALIZATION

1

ICU – V

-

ICU

1

HDU

-

General

-

INCLUDES GOVT. QUOTA AND PRIVATE WALK-IN HOSPITALIZATION



## VACCINATION

2

2,07,01,115<sup>#</sup>

First Dose

2

96,89,950<sup>#</sup>

Second Dose

0

95,11,728<sup>#</sup>

Precaution Dose

0

14,99,437<sup>#</sup>



## TESTING

738

3,24,43,780<sup>#</sup>

Positivity :0.42%

\*FOR LAST 7 DAYS

RAT

228

RTPCR

510



## TRIAGING

MTU

0

Tele Triage

0



## ACTIVE CZs

0

MCZs (< 5 cases)

0

Clusters (> 5 cases)

0

# : indicates cumulative numbers till date



# ABSTRACT OF COVID-19 SCENARIO IN BENGALURU



	MALE			FEMALE			TRANSGENDER			TOTAL		
	Last 24 Hours	Last 7 Days	Cumulative	Last 24 Hours	Last 7 Days	Cumulative	Last 24 Hours	Last 7 Days	Cumulative	Last 24 Hours	Last 7 Days	Cumulative
<b>Positive Cases</b>	2	12	11,11,990	1	8	7,74,667	0	0	196	3	20	18,86,853
<b>Recovered Cases</b>	1	11	10,99,643	0	8	7,69,065	0	0	187	1	19	18,69,838
<b>Death Cases</b>	0	0	10,770	0	0	6,227	0	0	4	0	0	17,001
<b>Total Tests Done</b>	<b>In Last 24 hrs. : 738</b>			<b>In last 7 days : 4,814</b>			<b>Cumulative : 3,24,43,780</b>					
<b>Vaccine Doses Administered</b>	<b>In Last 24 hrs. : 2</b>			<b>In last 7 days : 39</b>			<b>Cumulative : 2,07,01,115</b>					
<b>ACTIVE CASES</b>									<b>14</b>			

\*Covid deaths occurred today : 00 | Covid deaths occurred beyond last 24hrs., reported today : 00

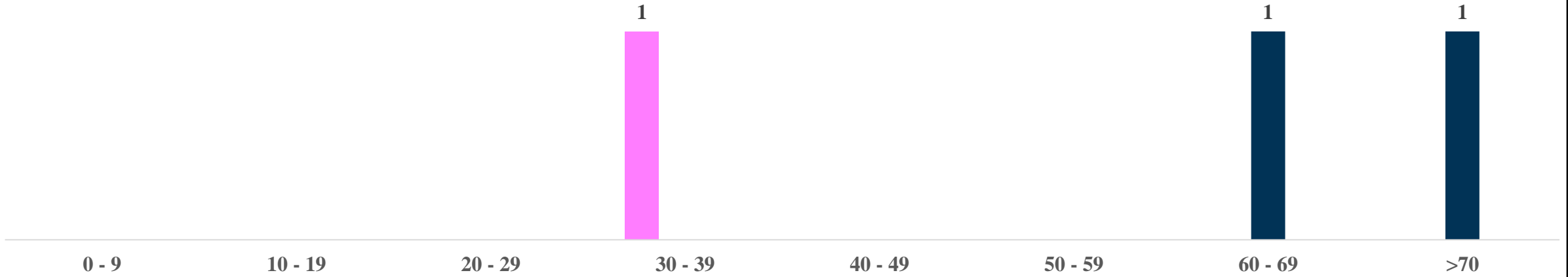


# LAST 24 HOURS AGE GROUP AND GENDER WISE DISTRIBUTION




## Positive Cases : 3

Female Male Transgender



## Recovered Cases : 1



## Death Cases : 0

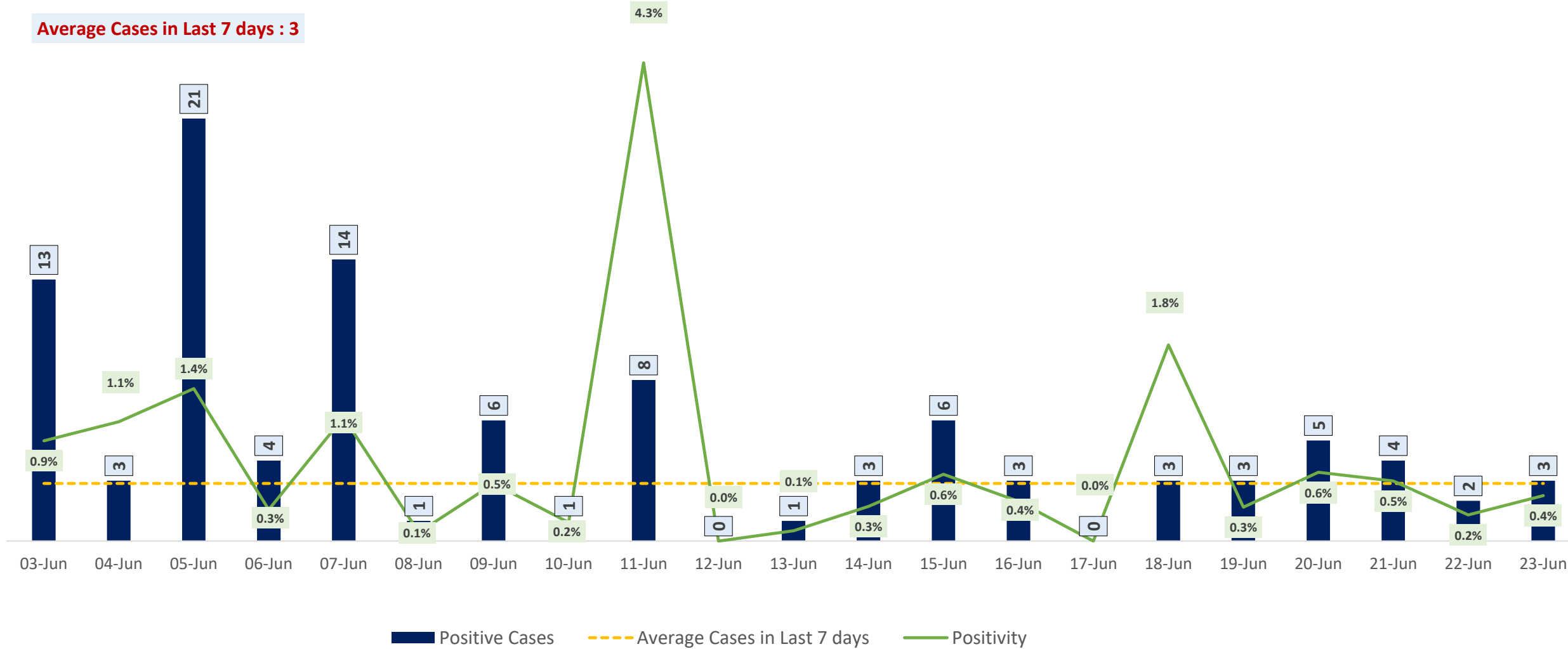




# POSITIVITY RATE OF BENGALURU – LAST 21 DAYS



Average Cases in Last 7 days : 3

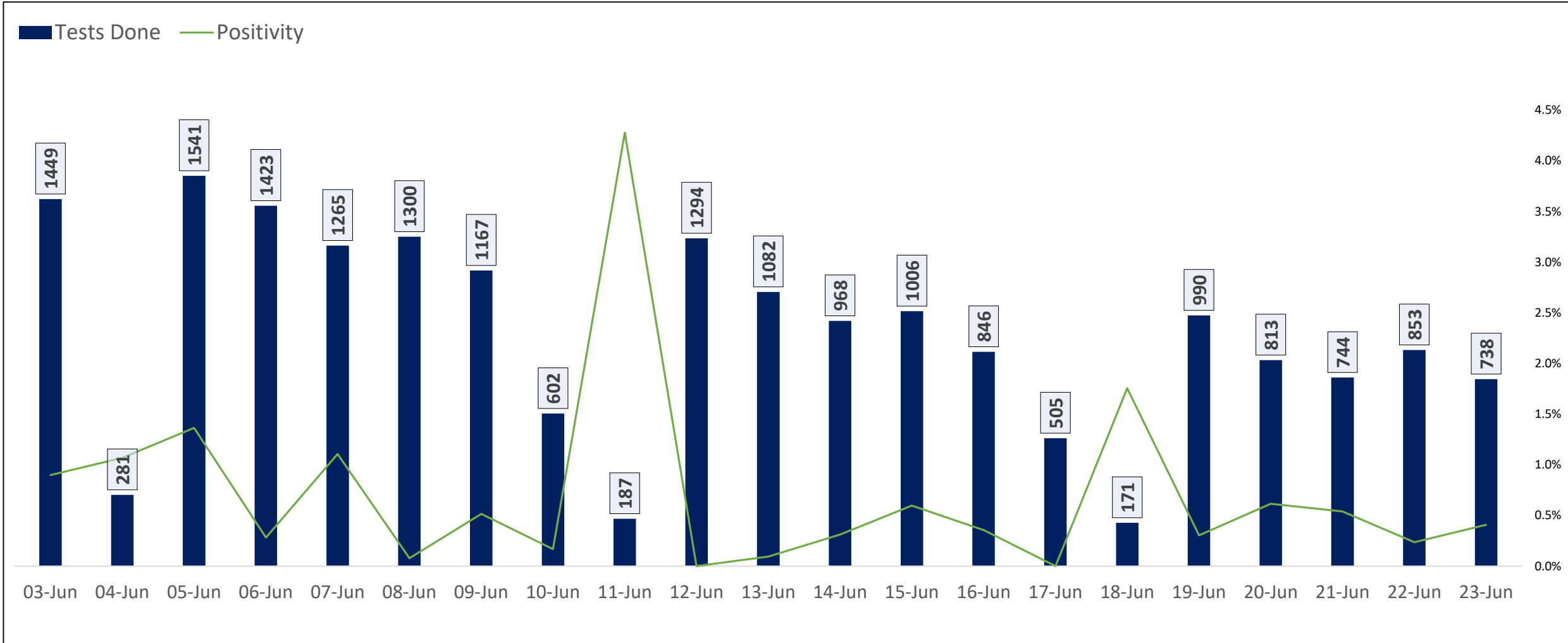




# TESTING TRENDS IN BENGALURU

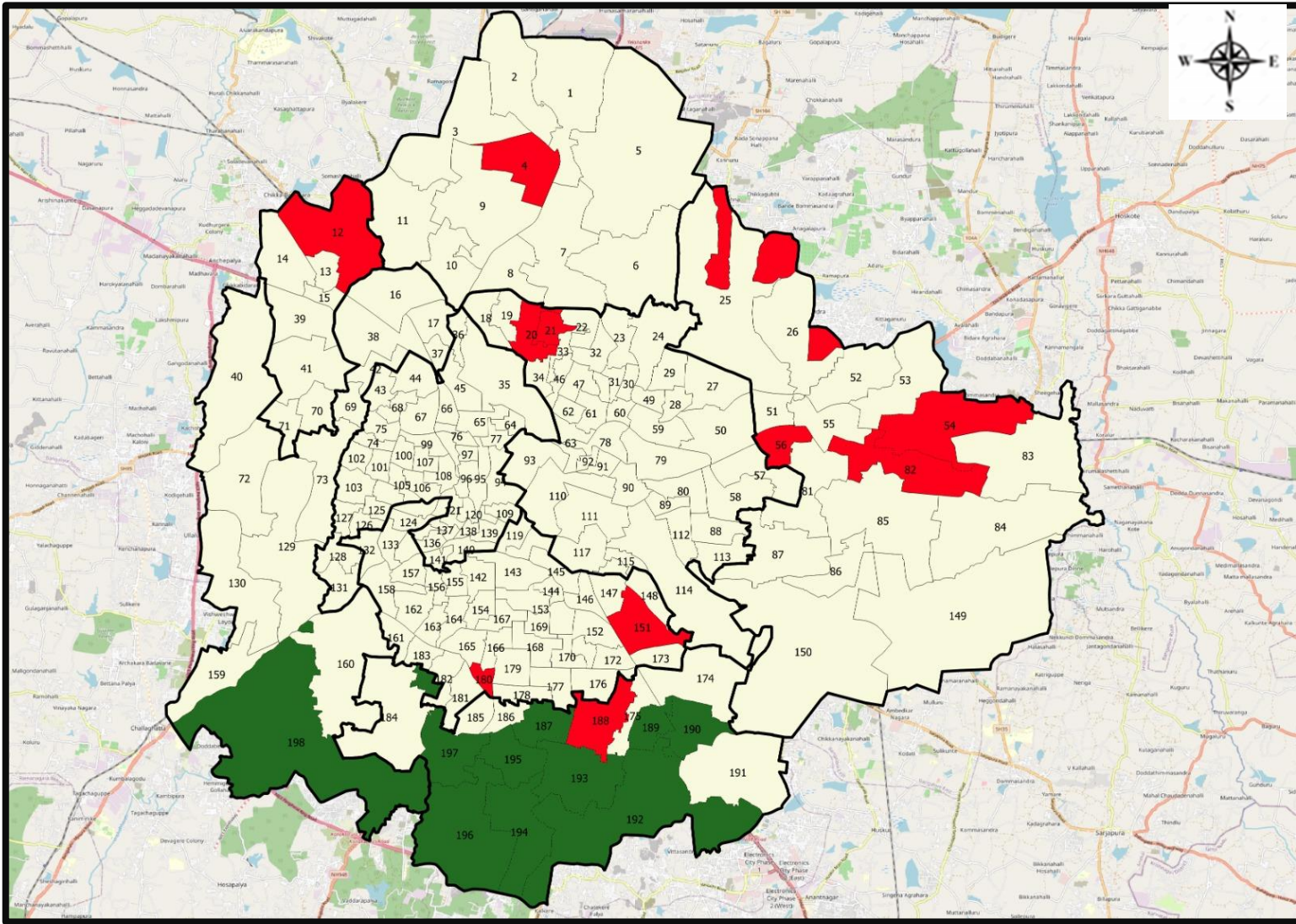


Total Test Conducted Till Date	Test Conducted Last 24 hours	Last 7 Days Average
3,24,43,780	738	688





# BENGALURU URBAN MAP SHOWING TREND OF POSITIVE CASES IN LAST 7 DAYS



## Top 10 wards reporting highest number of positive cases in last 10 days

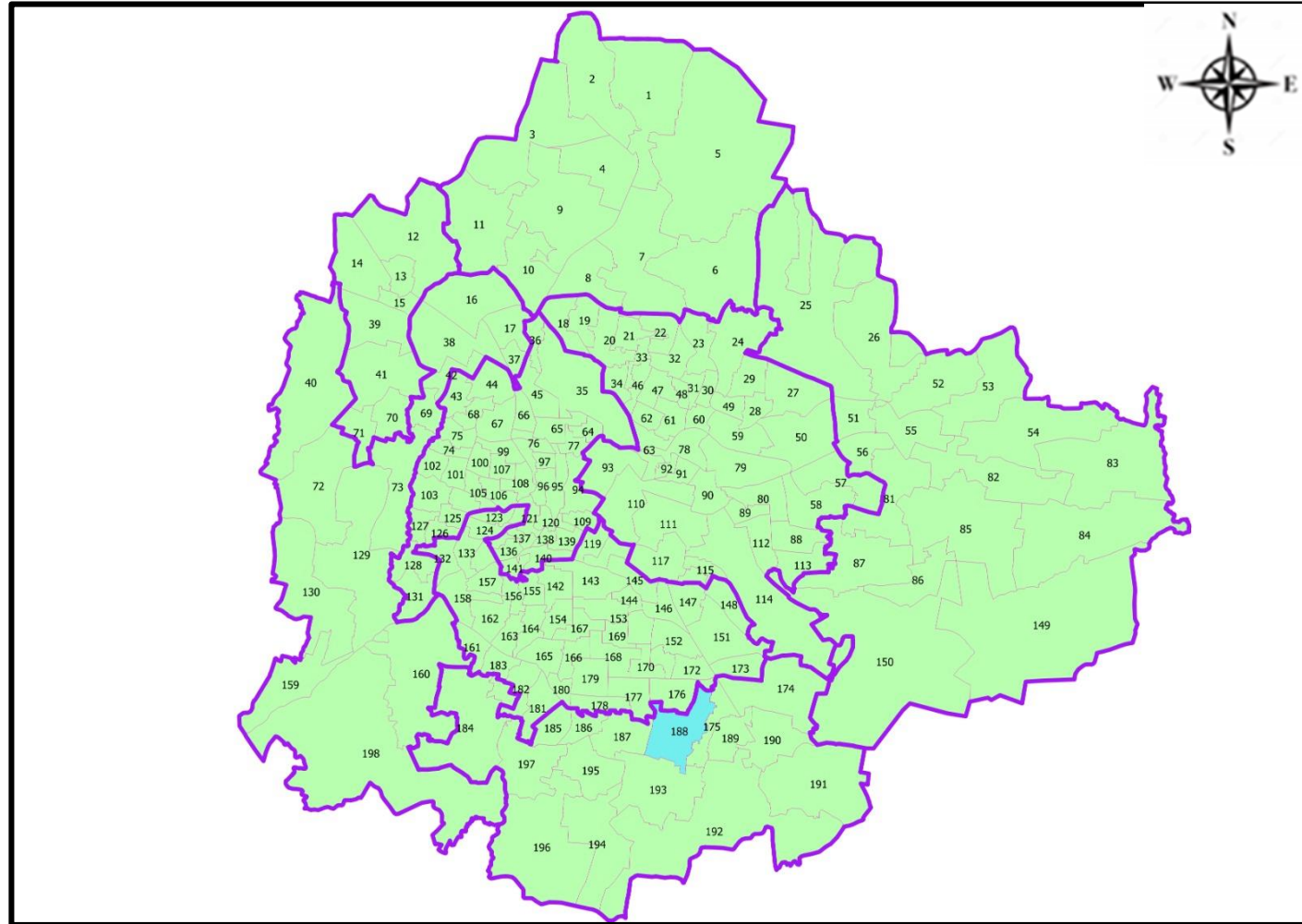
Ward No.	Ward Name	Daily Cases Average
188	Bilekhali	1
4	Yelahanka Satellite Town	1
12	Shettihalli	1
20	Ganga Nagar	1
21	Hebbal	1
54	Hudi	1
56	A Narayanapura	1
82	Garudachar Palya	1
151	Koramangala	1
180	Banashankari Temple Ward	1







## Top 10 wards reporting least number of positive cases in last 7 days

Ward No.	Ward Name	Daily Cases Average
198	Hemmigepura	0
197	Vasanthpura	0
196	Anjanapura	0
195	Konanakunte	0
194	Gottigere	0
193	Arakere	0
192	Begur	0
190	Mangammanapalya	0
189	Hongasandra	0
187	Puttenahalli	0



# BENGALURU MAP SHOWING INTENSITY OF POSITIVE CASES IN LAST 7 DAYS



-  Level 1 : 0 to 1 Cases
-  Level 2 : 1 to 3 Cases
-  Level 3 : 3 to 5 Cases
-  Level 4 : 5 to 10 Cases
-  Level 5 : More than 10 Cases
-  Zone Boundaries

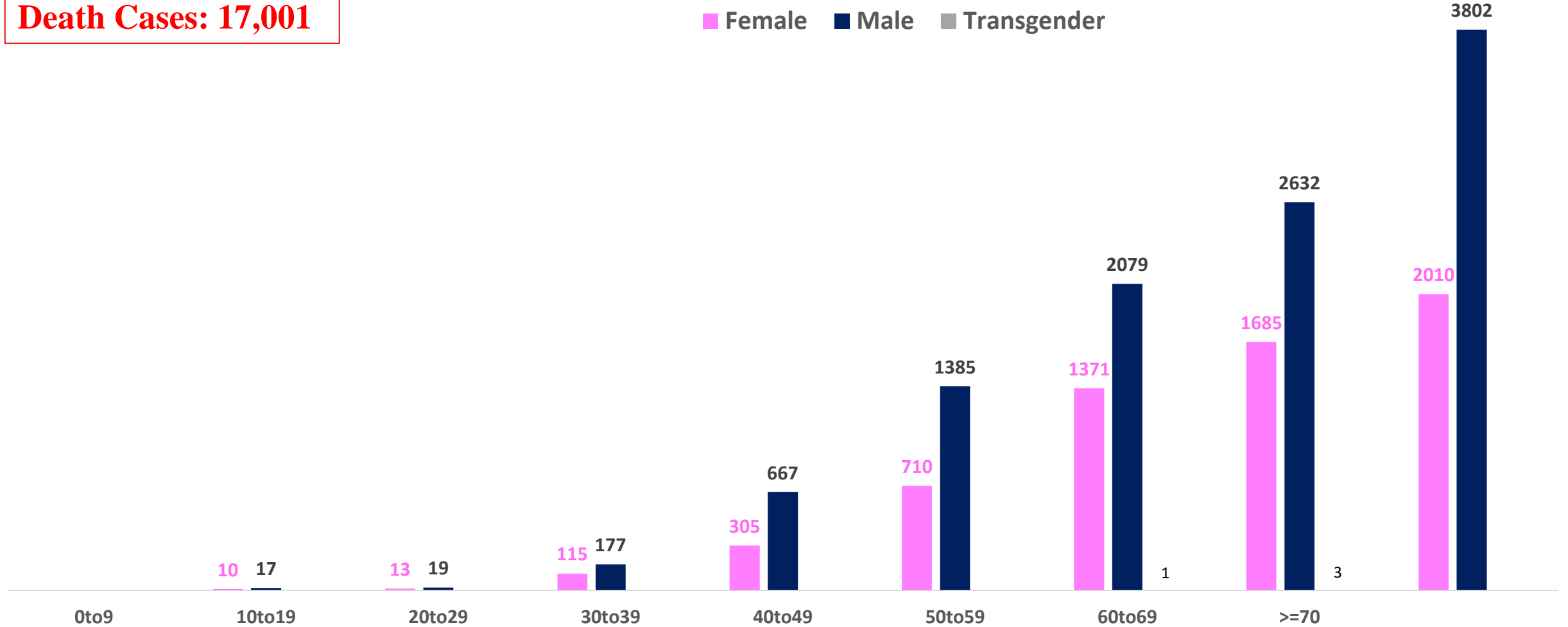




# AGE AND GENDER WISE DISTRIBUTION OF DEATH CASES



**Death Cases: 17,001**





# SNAPSHOT OF COVID-19 CASES IN BENGALURU URBAN



**Total Wards With  
< = 1 Cases\* :  
186**

**Tests Conducted  
on 23.06.2023:  
738**

**Recovery  
Rate\*:  
99.10%**

**Total  
Active Cases :  
14**

**Total Vaccinated  
on 23.06.2023:  
2**





**Positivity  
Rate\* :  
0.42%**

**Active  
Rate\*:  
0.00%**

**Case  
Fatality Rate\* :  
0.00%**

\*Total positive cases In the past 7 days

\*CFR and positivity is for Past 7 days

<b>Download BBMP Bulletin</b>	<a href="https://apps.bbmpgov.in/covid19/mediabulletin.php">https://apps.bbmpgov.in/covid19/mediabulletin.php</a>
<b>To register for vaccination :</b>	<a href="https://selfregistration.cowin.gov.in/">https://selfregistration.cowin.gov.in/</a>
<b>BBMP COVID19 Dashboard:</b>	<a href="https://apps.bbmpgov.in/covid19/">https://apps.bbmpgov.in/covid19/</a>
<b>Follow us on:</b>	 <a href="http://www.facebook.com/bbmp.comm1/">www.facebook.com/bbmp.comm1/</a>
	 <a href="https://twitter.com/BBMPCOMM">twitter.com/BBMPCOMM</a>
	  <a href="https://www.instagram.com/BBMPSplHealth">BBMPSplHealth</a>

Issued by:

Honorable Chief Commissioner, BBMP  
Special Commissioner Health, BBMP  
MD, Bengaluru Smart City Limited

**THANK YOU !**

